


Constitution Life Insurance Company

AREA 1 RATES
All Zip Codes



Use these rates:	If you live in these zip codes:
Area 1	All Zip Codes

MEDICARE SUPPLEMENT FEMALE

Policy Form # CMSA-06

PLAN A

PLAN B

Attained Age	Annual		Monthly PAC	
	Non-Tobacco	Tobacco	Non-Tobacco	Tobacco
	65	1,058	1,217	90
66	1,058	1,217	90	103
67	1,107	1,274	94	108
68	1,156	1,329	98	113
69	1,202	1,382	102	117
70	1,248	1,435	106	122
71	1,293	1,485	110	126
72	1,337	1,536	114	131
73	1,377	1,584	117	135
74	1,416	1,629	120	138
75	1,453	1,670	123	142
76	1,485	1,707	126	145
77	1,517	1,745	129	148
78	1,546	1,777	131	151
79	1,570	1,806	133	153
80	1,591	1,830	135	156
81	1,609	1,851	137	157
82	1,627	1,871	138	159
83	1,646	1,892	140	161
84	1,663	1,913	141	163
85	1,680	1,932	143	164
86	1,697	1,952	144	166
87	1,715	1,972	146	168
88	1,731	1,991	147	169
89	1,750	2,013	149	171
90	1,768	2,033	150	173
91	1,786	2,054	152	175
92	1,802	2,073	153	176
93	1,820	2,093	155	178
94	1,839	2,113	156	180
95	1,855	2,132	158	181
96	1,873	2,154	159	183
97	1,890	2,174	161	185
98	1,907	2,193	162	186
99	1,924	2,213	164	188

Attained Age	Annual		Monthly PAC	
	Non-Tobacco	Tobacco	Non-Tobacco	Tobacco
	65	1,359	1,564	116
66	1,359	1,564	116	133
67	1,425	1,638	121	139
68	1,488	1,711	126	145
69	1,552	1,786	132	152
70	1,615	1,857	137	158
71	1,676	1,927	142	164
72	1,736	1,997	148	170
73	1,796	2,064	153	175
74	1,851	2,130	157	181
75	1,904	2,189	162	186
76	1,953	2,247	166	191
77	2,001	2,301	170	196
78	2,044	2,351	174	200
79	2,084	2,397	177	204
80	2,119	2,436	180	207
81	2,151	2,474	183	210
82	2,182	2,509	185	213
83	2,213	2,545	188	216
84	2,242	2,578	191	219
85	2,271	2,612	193	222
86	2,299	2,643	195	225
87	2,327	2,675	198	227
88	2,351	2,702	200	230
89	2,375	2,731	202	232
90	2,398	2,759	204	235
91	2,421	2,784	206	237
92	2,444	2,811	208	239
93	2,464	2,834	209	241
94	2,483	2,855	211	243
95	2,501	2,876	213	244
96	2,518	2,897	214	246
97	2,538	2,919	216	248
98	2,555	2,937	217	250
99	2,574	2,960	219	252

OTHER MODES AVAILABLE:

Direct Pay: Quarterly: .265 x Annual Semi-Annual: .525 x Annual

Credit Card: Annual: 1.00 x Annual Semi-Annual: .516 x Annual Quarterly: .258 x Annual Monthly: .086 x Annual

NOTE: Rate is determined by Age, Sex, Tobacco Usage and Zip Code. If the application includes a spouse and both are accepted, there will be only one \$25 application fee (one-time only).

Constitution Life Insurance Company

AREA 1 RATES
All Zip Codes



Use these rates:	If you live in these zip codes:
Area 1	All Zip Codes

MEDICARE SUPPLEMENT FEMALE

Policy Form # CMSA-06

PLAN C

PLAN D

Attained Age	Annual		Monthly PAC	
	Non-Tobacco	Tobacco	Non-Tobacco	Tobacco
	65	1,620	1,864	138
66	1,620	1,864	138	158
67	1,689	1,942	144	165
68	1,758	2,021	149	172
69	1,828	2,102	155	179
70	1,894	2,178	161	185
71	1,961	2,256	167	192
72	2,026	2,330	172	198
73	2,090	2,402	178	204
74	2,151	2,474	183	210
75	2,209	2,541	188	216
76	2,265	2,605	193	221
77	2,317	2,665	197	227
78	2,364	2,719	201	231
79	2,410	2,770	205	235
80	2,451	2,818	208	240
81	2,487	2,859	211	243
82	2,522	2,900	214	247
83	2,555	2,938	217	250
84	2,589	2,977	220	253
85	2,620	3,014	223	256
86	2,651	3,049	225	259
87	2,682	3,084	228	262
88	2,710	3,117	230	265
89	2,738	3,149	233	268
90	2,762	3,177	235	270
91	2,787	3,206	237	273
92	2,810	3,231	239	275
93	2,831	3,255	241	277
94	2,850	3,277	242	279
95	2,869	3,299	244	280
96	2,886	3,319	245	282
97	2,905	3,342	247	284
98	2,923	3,362	248	286
99	2,943	3,385	250	288

Attained Age	Annual		Monthly PAC	
	Non-Tobacco	Tobacco	Non-Tobacco	Tobacco
	65	1,425	1,639	121
66	1,425	1,639	121	139
67	1,493	1,718	127	146
68	1,562	1,797	133	153
69	1,629	1,873	138	159
70	1,696	1,951	144	166
71	1,762	2,025	150	172
72	1,826	2,100	155	179
73	1,888	2,170	160	184
74	1,947	2,240	166	190
75	2,004	2,304	170	196
76	2,058	2,367	175	201
77	2,108	2,425	179	206
78	2,158	2,480	183	211
79	2,199	2,530	187	215
80	2,238	2,574	190	219
81	2,274	2,614	193	222
82	2,308	2,653	196	226
83	2,342	2,692	199	229
84	2,373	2,730	202	232
85	2,405	2,765	204	235
86	2,435	2,801	207	238
87	2,464	2,834	209	241
88	2,492	2,865	212	244
89	2,520	2,897	214	246
90	2,543	2,924	216	249
91	2,567	2,953	218	251
92	2,590	2,979	220	253
93	2,612	3,003	222	255
94	2,631	3,025	224	257
95	2,648	3,045	225	259
96	2,666	3,066	227	261
97	2,683	3,087	228	262
98	2,701	3,107	230	264
99	2,720	3,127	231	266

OTHER MODES AVAILABLE:


Direct Pay: Quarterly: .265 x Annual Semi-Annual: .525 x Annual

Credit Card: Annual: 1.00 x Annual Semi-Annual: .516 x Annual Quarterly: .258 x Annual Monthly: .086 x Annual

NOTE: Rate is determined by Age, Sex, Tobacco Usage and Zip Code. If the application includes a spouse and both are accepted, there will be only one \$25 application fee (one-time only).

Constitution Life Insurance Company

AREA 1 RATES
All Zip Codes



Use these rates:	If you live in these zip codes:
Area 1	All Zip Codes

MEDICARE SUPPLEMENT FEMALE

Policy Form # CMSA-06

PLAN E

PLAN F

Attained Age	Annual		Monthly PAC	
	Non-Tobacco	Tobacco	Non-Tobacco	Tobacco
	65	1,438	1,653	122
66	1,438	1,653	122	141
67	1,508	1,735	128	147
68	1,576	1,813	134	154
69	1,646	1,893	140	161
70	1,712	1,970	146	167
71	1,781	2,047	151	174
72	1,844	2,120	157	180
73	1,904	2,190	162	186
74	1,967	2,262	167	192
75	2,023	2,325	172	198
76	2,079	2,391	177	203
77	2,129	2,449	181	208
78	2,178	2,504	185	213
79	2,219	2,552	189	217
80	2,261	2,600	192	221
81	2,295	2,639	195	224
82	2,329	2,678	198	228
83	2,363	2,718	201	231
84	2,397	2,757	204	234
85	2,427	2,792	206	237
86	2,459	2,827	209	240
87	2,488	2,861	211	243
88	2,516	2,893	214	246
89	2,545	2,926	216	249
90	2,569	2,953	218	251
91	2,593	2,981	220	253
92	2,615	3,008	222	256
93	2,637	3,032	224	258
94	2,656	3,054	226	260
95	2,673	3,074	227	261
96	2,691	3,095	229	263
97	2,711	3,117	230	265
98	2,729	3,137	232	267
99	2,747	3,158	234	268

Attained Age	Annual		Monthly PAC	
	Non-Tobacco	Tobacco	Non-Tobacco	Tobacco
	65	1,667	1,918	142
66	1,667	1,918	142	163
67	1,739	2,000	148	170
68	1,812	2,083	154	177
69	1,881	2,164	160	184
70	1,952	2,245	166	191
71	2,021	2,324	172	198
72	2,088	2,402	177	204
73	2,154	2,477	183	211
74	2,217	2,549	188	217
75	2,277	2,619	194	223
76	2,333	2,683	198	228
77	2,386	2,744	203	233
78	2,438	2,803	207	238
79	2,482	2,855	211	243
80	2,522	2,900	214	247
81	2,559	2,943	218	250
82	2,595	2,985	221	254
83	2,631	3,025	224	257
84	2,665	3,064	227	260
85	2,699	3,103	229	264
86	2,730	3,140	232	267
87	2,759	3,173	235	270
88	2,788	3,206	237	273
89	2,817	3,240	239	275
90	2,844	3,270	242	278
91	2,868	3,298	244	280
92	2,892	3,325	246	283
93	2,914	3,352	248	285
94	2,934	3,376	249	287
95	2,955	3,397	251	289
96	2,972	3,417	253	290
97	2,991	3,440	254	292
98	3,010	3,462	256	294
99	3,029	3,484	257	296

OTHER MODES AVAILABLE:


Direct Pay: Quarterly: .265 x Annual Semi-Annual: .525 x Annual

Credit Card: Annual: 1.00 x Annual Semi-Annual: .516 x Annual Quarterly: .258 x Annual Monthly: .086 x Annual

NOTE: Rate is determined by Age, Sex, Tobacco Usage and Zip Code. If the application includes a spouse and both are accepted, there will be only one \$25 application fee (one-time only).

Constitution Life Insurance Company

AREA 1 RATES
All Zip Codes



Use these rates:	If you live in these zip codes:
Area 1	All Zip Codes

MEDICARE SUPPLEMENT FEMALE

Policy Form # CMSA-06

High Deductible F

PLAN G

Attained Age	High Deductible F				Attained Age	PLAN G			
	Annual		Monthly PAC			Annual		Monthly PAC	
	Non-Tobacco	Tobacco	Non-Tobacco	Tobacco		Non-Tobacco	Tobacco	Non-Tobacco	Tobacco
65	695	799	59	68	65	1,522	1,750	129	149
66	695	799	59	68	66	1,522	1,750	129	149
67	725	834	62	71	67	1,591	1,830	135	156
68	754	868	64	74	68	1,660	1,908	141	162
69	784	903	67	77	69	1,728	1,986	147	169
70	813	934	69	79	70	1,793	2,063	152	175
71	841	967	71	82	71	1,860	2,139	158	182
72	870	1,000	74	85	72	1,923	2,211	163	188
73	897	1,030	76	88	73	1,984	2,281	169	194
74	923	1,062	78	90	74	2,044	2,351	174	200
75	948	1,090	81	93	75	2,098	2,414	178	205
76	972	1,119	83	95	76	2,153	2,475	183	210
77	995	1,144	85	97	77	2,202	2,532	187	215
78	1,016	1,169	86	99	78	2,247	2,585	191	220
79	1,033	1,188	88	101	79	2,288	2,631	194	224
80	1,049	1,207	89	103	80	2,325	2,673	198	227
81	1,064	1,224	90	104	81	2,359	2,712	201	231
82	1,081	1,243	92	106	82	2,391	2,750	203	234
83	1,095	1,259	93	107	83	2,422	2,786	206	237
84	1,110	1,276	94	108	84	2,453	2,821	209	240
85	1,122	1,291	95	110	85	2,482	2,854	211	243
86	1,136	1,306	97	111	86	2,512	2,889	214	246
87	1,150	1,322	98	112	87	2,540	2,921	216	248
88	1,161	1,335	99	113	88	2,566	2,951	218	251
89	1,173	1,349	100	115	89	2,593	2,982	220	253
90	1,184	1,362	101	116	90	2,618	3,010	223	256
91	1,194	1,373	101	117	91	2,643	3,040	225	258
92	1,204	1,385	102	118	92	2,666	3,066	227	261
93	1,214	1,396	103	119	93	2,689	3,092	229	263
94	1,223	1,406	104	120	94	2,710	3,116	230	265
95	1,231	1,416	105	120	95	2,729	3,139	232	267
96	1,238	1,424	105	121	96	2,748	3,160	234	269
97	1,246	1,433	106	122	97	2,769	3,185	235	271
98	1,255	1,443	107	123	98	2,787	3,206	237	273
99	1,261	1,450	107	123	99	2,808	3,229	239	274

OTHER MODES AVAILABLE:


Direct Pay: Quarterly: .265 x Annual Semi-Annual: .525 x Annual

Credit Card: Annual: 1.00 x Annual Semi-Annual: .516 x Annual Quarterly: .258 x Annual Monthly: .086 x Annual

NOTE: Rate is determined by Age, Sex, Tobacco Usage and Zip Code. If the application includes a spouse and both are accepted, there will be only one \$25 application fee (one-time only).

Constitution Life Insurance Company

AREA 1 RATES
All Zip Codes



Use these rates:	If you live in these zip codes:
Area 1	All Zip Codes

MEDICARE SUPPLEMENT MALE

Policy Form # CMSA-06

PLAN A

PLAN B

Attained Age	Annual		Monthly PAC	
	Non-Tobacco	Tobacco	Non-Tobacco	Tobacco
	65	1,164	1,338	99
66	1,164	1,338	99	114
67	1,218	1,401	104	119
68	1,272	1,463	108	124
69	1,323	1,521	112	129
70	1,372	1,579	117	134
71	1,421	1,634	121	139
72	1,469	1,690	125	144
73	1,515	1,741	129	148
74	1,557	1,792	132	152
75	1,598	1,837	136	156
76	1,633	1,879	139	160
77	1,670	1,919	142	163
78	1,700	1,955	144	166
79	1,726	1,986	147	169
80	1,750	2,013	149	171
81	1,770	2,035	150	173
82	1,789	2,058	152	175
83	1,810	2,081	154	177
84	1,830	2,103	156	179
85	1,847	2,125	157	181
86	1,868	2,148	159	183
87	1,887	2,170	160	184
88	1,905	2,190	162	186
89	1,924	2,213	164	188
90	1,945	2,236	165	190
91	1,965	2,259	167	192
92	1,982	2,280	169	194
93	2,003	2,303	170	196
94	2,021	2,325	172	198
95	2,040	2,346	173	199
96	2,059	2,368	175	201
97	2,079	2,391	177	203
98	2,097	2,412	178	205
99	2,117	2,435	180	207

Attained Age	Annual		Monthly PAC	
	Non-Tobacco	Tobacco	Non-Tobacco	Tobacco
	65	1,496	1,720	127
66	1,496	1,720	127	146
67	1,567	1,802	133	153
68	1,637	1,881	139	160
69	1,707	1,963	145	167
70	1,777	2,044	151	174
71	1,842	2,120	157	180
72	1,910	2,197	162	187
73	1,975	2,271	168	193
74	2,037	2,343	173	199
75	2,093	2,409	178	205
76	2,149	2,472	183	210
77	2,201	2,531	187	215
78	2,248	2,586	191	220
79	2,294	2,637	195	224
80	2,330	2,681	198	228
81	2,367	2,721	201	231
82	2,400	2,760	204	235
83	2,434	2,799	207	238
84	2,467	2,836	210	241
85	2,498	2,873	212	244
86	2,528	2,908	215	247
87	2,559	2,942	217	250
88	2,585	2,974	220	253
89	2,612	3,004	222	255
90	2,639	3,034	224	258
91	2,663	3,063	226	260
92	2,689	3,092	229	263
93	2,710	3,116	230	265
94	2,731	3,141	232	267
95	2,750	3,164	234	269
96	2,770	3,187	235	271
97	2,792	3,211	237	273
98	2,810	3,231	239	275
99	2,831	3,256	241	277

OTHER MODES AVAILABLE:


Direct Pay: Quarterly: .265 x Annual Semi-Annual: .525 x Annual

Credit Card: Annual: 1.00 x Annual Semi-Annual: .516 x Annual Quarterly: .258 x Annual Monthly: .086 x Annual

NOTE: Rate is determined by Age, Sex, Tobacco Usage and Zip Code. If the application includes a spouse and both are accepted, there will be only one \$25 application fee (one-time only).

Constitution Life Insurance Company

AREA 1 RATES
All Zip Codes



Use these rates:	If you live in these zip codes:
Area 1	All Zip Codes

MEDICARE SUPPLEMENT MALE

Policy Form # CMSA-06

PLAN C

PLAN D

Attained Age	PLAN C				Attained Age	PLAN D			
	Annual		Monthly PAC			Annual		Monthly PAC	
	Non-Tobacco	Tobacco	Non-Tobacco	Tobacco		Non-Tobacco	Tobacco	Non-Tobacco	Tobacco
65	1,782	2,049	151	174	65	1,567	1,803	133	153
66	1,782	2,049	151	174	66	1,567	1,803	133	153
67	1,858	2,136	158	182	67	1,642	1,889	140	161
68	1,933	2,223	164	189	68	1,719	1,976	146	168
69	2,011	2,313	171	197	69	1,792	2,061	152	175
70	2,083	2,396	177	204	70	1,866	2,146	159	182
71	2,158	2,480	183	211	71	1,937	2,228	165	189
72	2,230	2,564	190	218	72	2,009	2,310	171	196
73	2,299	2,643	195	225	73	2,076	2,387	176	203
74	2,367	2,723	201	231	74	2,141	2,463	182	209
75	2,430	2,794	207	238	75	2,204	2,535	187	215
76	2,492	2,866	212	244	76	2,265	2,604	193	221
77	2,549	2,931	217	249	77	2,319	2,667	197	227
78	2,602	2,991	221	254	78	2,373	2,729	202	232
79	2,651	3,048	225	259	79	2,419	2,782	206	236
80	2,696	3,101	229	264	80	2,462	2,831	209	241
81	2,735	3,145	232	267	81	2,501	2,876	213	244
82	2,774	3,190	236	271	82	2,538	2,919	216	248
83	2,811	3,232	239	275	83	2,575	2,962	219	252
84	2,847	3,275	242	278	84	2,612	3,003	222	255
85	2,883	3,315	245	282	85	2,644	3,042	225	259
86	2,917	3,354	248	285	86	2,678	3,081	228	262
87	2,950	3,392	251	288	87	2,710	3,117	230	265
88	2,981	3,429	253	291	88	2,740	3,151	233	268
89	3,011	3,463	256	294	89	2,770	3,187	235	271
90	3,038	3,493	258	297	90	2,798	3,217	238	273
91	3,066	3,526	261	300	91	2,825	3,248	240	276
92	3,091	3,555	263	302	92	2,849	3,276	242	278
93	3,113	3,580	265	304	93	2,873	3,303	244	281
94	3,135	3,605	266	306	94	2,894	3,328	246	283
95	3,156	3,629	268	308	95	2,913	3,351	248	285
96	3,175	3,652	270	310	96	2,933	3,373	249	287
97	3,197	3,676	272	312	97	2,952	3,395	251	289
98	3,216	3,699	273	314	98	2,972	3,417	253	290
99	3,237	3,723	275	316	99	2,991	3,440	254	292

OTHER MODES AVAILABLE:


Direct Pay: Quarterly: .265 x Annual Semi-Annual: .525 x Annual

Credit Card: Annual: 1.00 x Annual Semi-Annual: .516 x Annual Quarterly: .258 x Annual Monthly: .086 x Annual

NOTE: Rate is determined by Age, Sex, Tobacco Usage and Zip Code. If the application includes a spouse and both are accepted, there will be only one \$25 application fee (one-time only).

Constitution Life Insurance Company

AREA 1 RATES
All Zip Codes



MEDICARE SUPPLEMENT MALE

Use these rates:	If you live in these zip codes:
Area 1	All Zip Codes

Policy Form # CMSA-06

PLAN E

PLAN F

Attained Age	Annual		Monthly PAC	
	Non-Tobacco	Tobacco	Non-Tobacco	Tobacco
	65	1,581	1,818	134
66	1,581	1,818	134	155
67	1,660	1,909	141	162
68	1,734	1,995	147	170
69	1,811	2,082	154	177
70	1,884	2,166	160	184
71	1,958	2,252	166	191
72	2,028	2,332	172	198
73	2,095	2,410	178	205
74	2,164	2,489	184	212
75	2,224	2,559	189	217
76	2,288	2,631	194	224
77	2,342	2,694	199	229
78	2,395	2,754	204	234
79	2,441	2,808	208	239
80	2,488	2,861	211	243
81	2,525	2,904	215	247
82	2,562	2,947	218	251
83	2,600	2,990	221	254
84	2,637	3,033	224	258
85	2,671	3,072	227	261
86	2,705	3,110	230	264
87	2,736	3,148	233	268
88	2,767	3,182	235	270
89	2,798	3,218	238	274
90	2,825	3,250	240	276
91	2,852	3,280	242	279
92	2,876	3,309	244	281
93	2,900	3,335	247	284
94	2,922	3,359	248	286
95	2,941	3,382	250	287
96	2,961	3,405	252	289
97	2,981	3,429	253	291
98	3,001	3,451	255	293
99	3,020	3,474	257	295

Attained Age	Annual		Monthly PAC	
	Non-Tobacco	Tobacco	Non-Tobacco	Tobacco
	65	1,835	2,110	156
66	1,835	2,110	156	179
67	1,913	2,201	163	187
68	1,992	2,291	169	195
69	2,071	2,381	176	202
70	2,148	2,470	183	210
71	2,223	2,557	189	217
72	2,298	2,642	195	225
73	2,369	2,725	201	232
74	2,438	2,803	207	238
75	2,504	2,880	213	245
76	2,566	2,952	218	251
77	2,624	3,019	223	257
78	2,681	3,083	228	262
79	2,730	3,140	232	267
80	2,774	3,190	236	271
81	2,815	3,237	239	275
82	2,855	3,284	243	279
83	2,894	3,328	246	283
84	2,931	3,371	249	287
85	2,968	3,414	252	290
86	3,003	3,454	255	294
87	3,035	3,491	258	297
88	3,067	3,527	261	300
89	3,098	3,562	263	303
90	3,129	3,598	266	306
91	3,155	3,628	268	308
92	3,180	3,658	270	311
93	3,206	3,686	272	313
94	3,228	3,712	274	316
95	3,250	3,736	276	318
96	3,269	3,759	278	320
97	3,290	3,783	280	322
98	3,311	3,808	281	324
99	3,333	3,832	283	326

OTHER MODES AVAILABLE:


Direct Pay: Quarterly: .265 x Annual Semi-Annual: .525 x Annual

Credit Card: Annual: 1.00 x Annual Semi-Annual: .516 x Annual Quarterly: .258 x Annual Monthly: .086 x Annual

NOTE: Rate is determined by Age, Sex, Tobacco Usage and Zip Code. If the application includes a spouse and both are accepted, there will be only one \$25 application fee (one-time only).

Constitution Life Insurance Company

AREA 1 RATES
All Zip Codes



Use these rates:	If you live in these zip codes:
Area 1	All Zip Codes

MEDICARE SUPPLEMENT MALE

Policy Form # CMSA-06

High Deductible F

PLAN G

Attained Age	Annual		Monthly PAC		Attained Age	Annual		Monthly PAC	
	Non-Tobacco	Tobacco	Non-Tobacco	Tobacco		Non-Tobacco	Tobacco	Non-Tobacco	Tobacco
	65	764	879	65		75	65	1,675	1,926
66	764	879	65	75	66	1,675	1,926	142	164
67	797	917	68	78	67	1,750	2,013	149	171
68	830	955	71	81	68	1,825	2,100	155	178
69	863	992	73	84	69	1,900	2,185	162	186
70	894	1,029	76	87	70	1,972	2,269	168	193
71	926	1,064	79	90	71	2,045	2,353	174	200
72	957	1,100	81	93	72	2,115	2,433	180	207
73	986	1,134	84	96	73	2,183	2,509	186	213
74	1,015	1,168	86	99	74	2,248	2,585	191	220
75	1,043	1,199	89	102	75	2,309	2,654	196	226
76	1,071	1,231	91	105	76	2,367	2,723	201	231
77	1,095	1,259	93	107	77	2,422	2,786	206	237
78	1,117	1,285	95	109	78	2,472	2,844	210	242
79	1,136	1,306	97	111	79	2,517	2,894	214	246
80	1,154	1,328	98	113	80	2,557	2,941	217	250
81	1,172	1,347	100	114	81	2,595	2,984	221	254
82	1,189	1,368	101	116	82	2,631	3,025	224	257
83	1,204	1,385	102	118	83	2,665	3,064	226	260
84	1,221	1,404	104	119	84	2,697	3,102	229	264
85	1,235	1,420	105	121	85	2,730	3,140	232	267
86	1,250	1,438	106	122	86	2,764	3,178	235	270
87	1,265	1,454	108	124	87	2,794	3,213	238	273
88	1,277	1,469	109	125	88	2,822	3,246	240	276
89	1,290	1,483	110	126	89	2,852	3,280	242	279
90	1,303	1,498	111	127	90	2,879	3,311	245	281
91	1,314	1,511	112	128	91	2,908	3,344	247	284
92	1,325	1,523	113	129	92	2,933	3,372	249	287
93	1,335	1,536	114	131	93	2,957	3,401	251	289
94	1,346	1,547	114	132	94	2,981	3,427	253	291
95	1,354	1,557	115	132	95	3,001	3,453	255	293
96	1,362	1,566	116	133	96	3,023	3,477	257	296
97	1,371	1,576	117	134	97	3,047	3,503	259	298
98	1,380	1,586	117	135	98	3,066	3,526	261	300
99	1,387	1,595	118	136	99	3,090	3,552	263	302

OTHER MODES AVAILABLE:

Direct Pay: Quarterly: .265 x Annual Semi-Annual: .525 x Annual

Credit Card: Annual: 1.00 x Annual Semi-Annual: .516 x Annual Quarterly: .258 x Annual Monthly: .086 x Annual

NOTE: Rate is determined by Age, Sex, Tobacco Usage and Zip Code. If the application includes a spouse and both are accepted, there will be only one \$25 application fee (one-time only).